

Extension is...

Montana State University, U.S. Department of Agriculture & Montana Counties Cooperating. MSU researchers and educators work together to help communities, businesses, families, environment and agricultural enterprises thrive.

MSU...

Extension is fundamental to Montana State University's land grant mission, developed to ensure that *all Montanans* can benefit from the university.

PUBLIC ACCESS...

MSU Extension extends a wealth of university resources for all Montanans to explore, even if they never set foot on a campus. It provides access to useful information and expert knowledge via workshops, demonstrations, community meetings, publications, videos, the Web and other learning opportunities.

EDUCATIONAL OUTREACH...

MSU Extension is a statewide network that connects university resources with grass-roots needs. Topic specialists on campus and agents in county and reservation offices bring the people of Montana practical knowledge and current research that can impact their livelihoods and affect their lives.

INFORMATION...

MSU Extension serves the public with resources on topics that range from protecting the environment, growing crops and raising livestock to managing finances, growing businesses, building communities, and supporting healthy families.

FOR EVERYONE...

Extension is *your* MSU resource. Take advantage of education, community building, and access to hundreds of free and low-cost educational publications. To learn more, contact your local MSU Extension agent.



Judith Basin County Office: Janna Kincheloe, Agent

PO Box 427, Stanford MT 59479-0427
Phone (406) 566-2277; Fax (406) 566-2211
jik@montana.edu

Community Development Office: Paul Lachapelle, Specialist

P.O. 172240, Bozeman, MT 59717-2240
Phone (406) 994-3620; Fax: (406) 994-1905
paul.lachapelle@montana.edu

Montana State University Extension Service is an ADA/EO/AA/Veteran's Preference Employer and educational outreach provider.

www.msueextension.org

Geyser

At a Glance

This community profile provides basic demographic, economic, and industry data. It is meant to present baseline information on trends and rankings on a county, state and national level. All information is obtained from City-data.com and compiled and edited by MSU Extension.

Total population (July 2007)	526
Poverty rate (1999)	34.9%
Median Income (2007)	\$36,500

POPULATION TRENDS

Age & Gender

- Median age as of July 2007 was 39.0 years, compared to 37.5 years in Montana.

Gender

- 52.8 percent are male and 47.2 percent are female as of July 2007.

Households

- Average household size is 2.8 people, compared to 2.5 in Montana.
- 65.2 percent of the population are family households, compared to 66.2 percent in Montana.

Race and Ethnicity

Race and Ethnicity are broken out separately. The Ethnicity breakout is separate because Hispanics can be of any race.

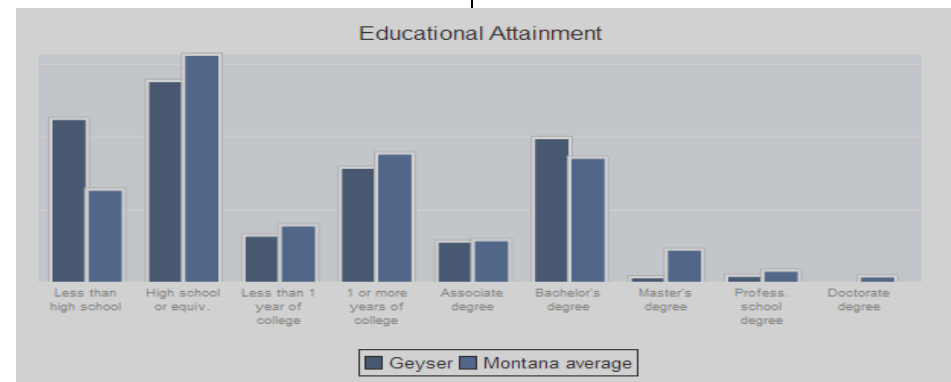
- 97.3 percent are White and 2.3 percent are two or more races.
- 0.7 percent Hispanic or Latino.

SOCIAL TRENDS

Education

Education of resident 25 years and older in 2000.

- 23 percent had no high school degree, compared to 13 percent in Montana.
- 28 percent had a high school degree, 22 percent had some college education, and 6 percent had a associates degree.
- 21 percent have a college degree or greater, compared to 24 percent in Montana.

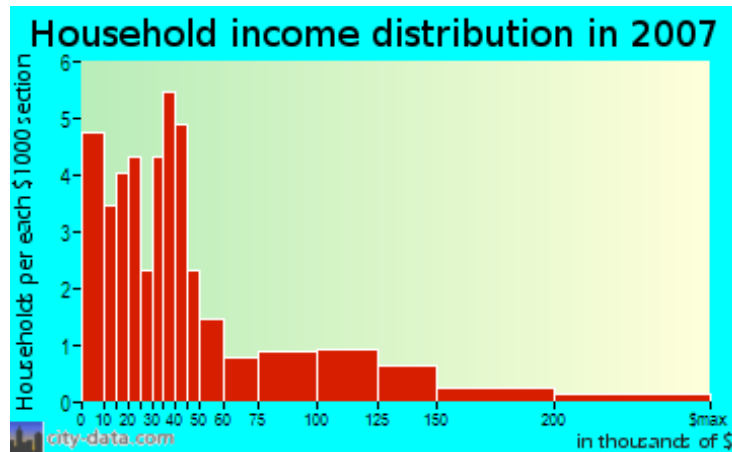


www.msueextension.org

ECONOMIC TRENDS

Income Distribution

- Median household income in 2007 was \$36,500, compared to \$43,531 in Montana.



Poverty

- 34.9 percent of residents had income below the poverty level in 1999, compared with 14.6 percent in Montana.
- 24.6 percent of residents had income 50 percent below the poverty level in 1999, compared to 5.8 percent in Montana.

Cost of Living Index

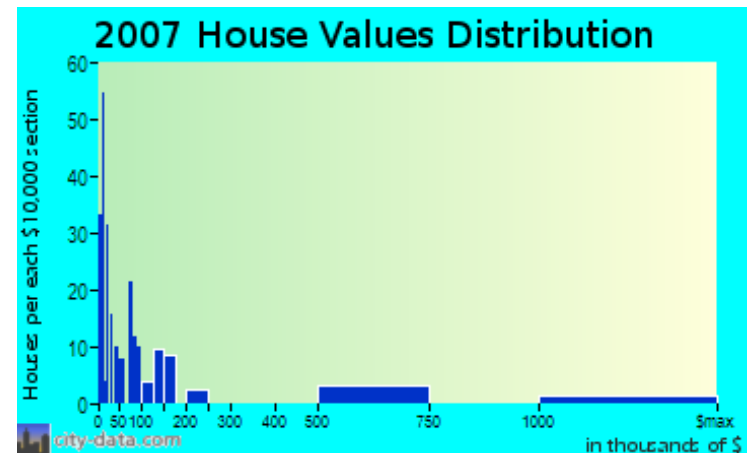
- Index of 81.9 in Geysers in 2008
- Index of 81.9, compared to 100 in the United States

Unemployment Rate

- 5.4 percent of the population is unemployed
- 5.4 percent, compared to 3.4 percent in Judith Basin County and 3.1 percent in Montana in 2007

Housing

- 28.2 percent of housing units are vacant
- 58.3 percent of housing units are owner occupied
- Largest number of homes were built 1939 or earlier.



Housing Affordability

- Estimated median house/condominium value in 2007 was \$64,500, compared to \$170,000 in Montana.
- Median gross rent in 2007 was \$426
- Median real estate property taxes paid for housing units in 2000 was 0.7 percent or \$363, compared to 1.2 percent or \$1,212 in Montana

INDUSTRY TRENDS

Top three employment industries for males:

1. Agriculture, Forestry, Fishing and Hunting (68%)
2. Construction (8%)
3. Public Administration (6%)

Top three employment industries for females:

1. Accommodation and Food Services (24%)
2. Agriculture, Forestry, Fishing and Hunting (20%)
3. Educational Services (14%)

Source:

- **City-Data Site:** www.city-data.com